

# KidSport Timmins 2017 Progress Report



So ALL Kids  
Can Play!

Since June 7, 2002 KidSport Timmins has helped over 2384 **children** to participate in various sports and recreational programs. Some children participated in more than one activity, which translates into 3768 **different sport & recreation opportunities!**

Since the chapter launch, KidSport Timmins has issued over **\$568,107.42** in registration and equipment grants!!

In 2017, we have helped 162 children participate in more than 254 different sports activities totalling \$49,001.38

The dollar amounts being allocated to Timmins children reflect the significant need for KidSport within our community. KidSport strives to make a difference in Timmins through the direct issuance of registration and equipment grants to modest and low-income families.

## The KidSport Timmins Board of Directors

Colleen Landers – President

Anne Mac Donald– Vice President

Greg Vaillancourt – Secretary

Louis Clausi– Treasurer

Directors:

Theresa Attle

Dan Loreto

Carla Command-Desmarais

Mark Pare

Louise Columbus

Mark Lionello

Carrie Sullivan – Office Administrator

Mario Bertotti – Honorary Member

Jerry Corriveau– Honorary Member

Kevin Griener – Honorary Member

Steve Sullivan-Honorary Life Member

### **For More Information, Contact KidSport Timmins:**

Location: 396 Theriault Blvd, Sportsplex Arena

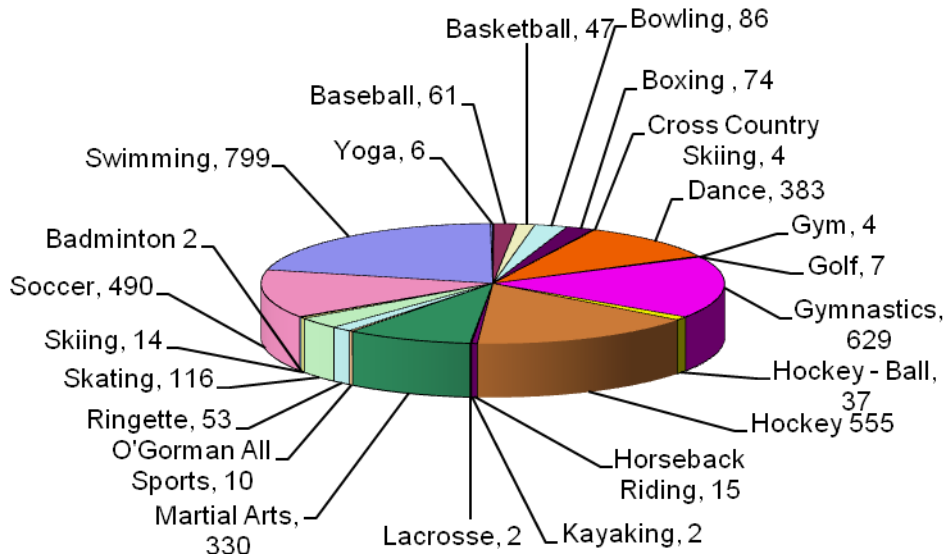
Mailing address: Box 732 Timmins, Ontario P4N 7G2

**Telephone:** (705) 268-1112 Fax: (705) 268-3113

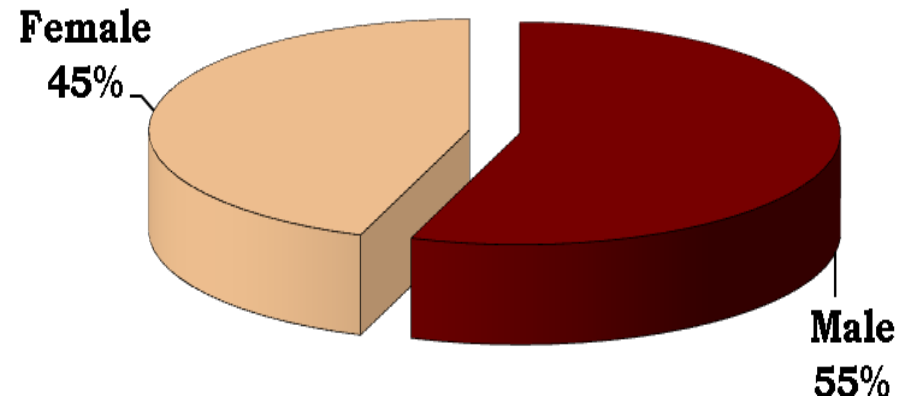
**Email:** [KidSporttimmins@gmail.com](mailto:KidSporttimmins@gmail.com)

**or visit our website:** [www.KidSporttimmins.com](http://www.KidSporttimmins.com)

## 2002-2017 - Participation by Sports

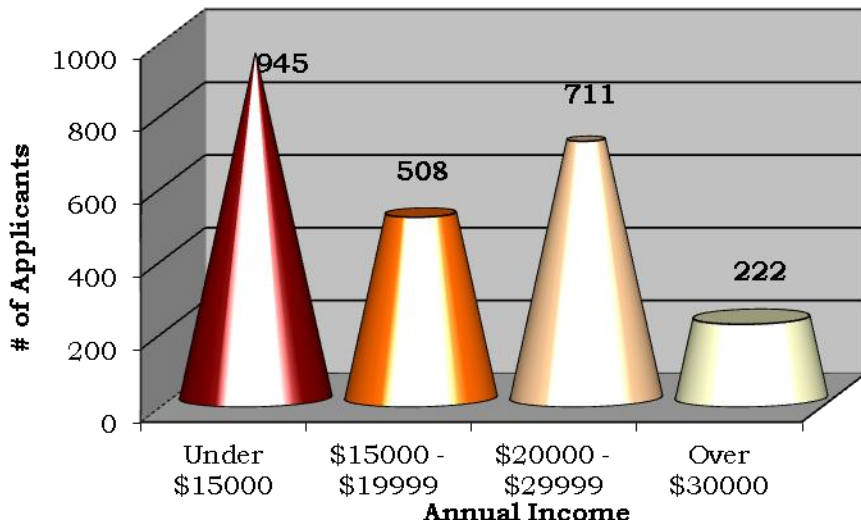


## Gender Distribution of Approved Applicants 2002-2017

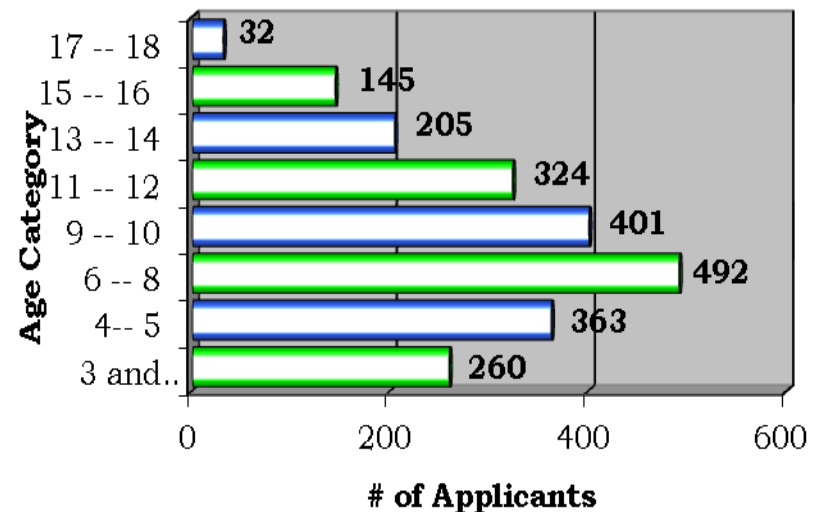


## Total House Hold Income of Approved Applicants 2002-2017

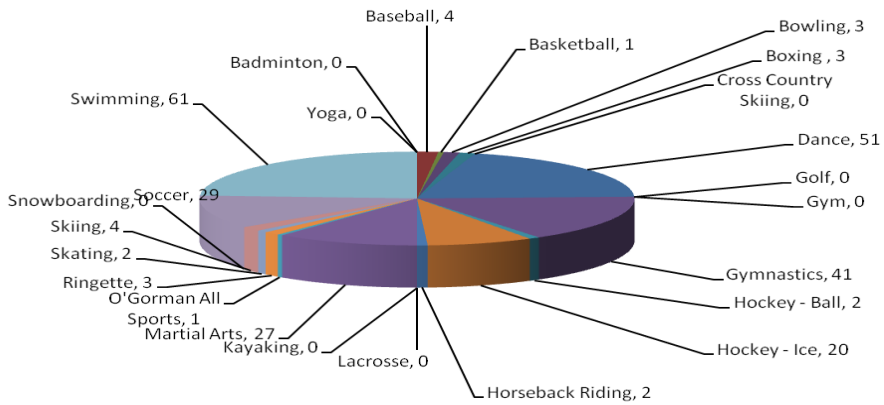
The Average Yearly Income of Those we helped is \$17,644.38



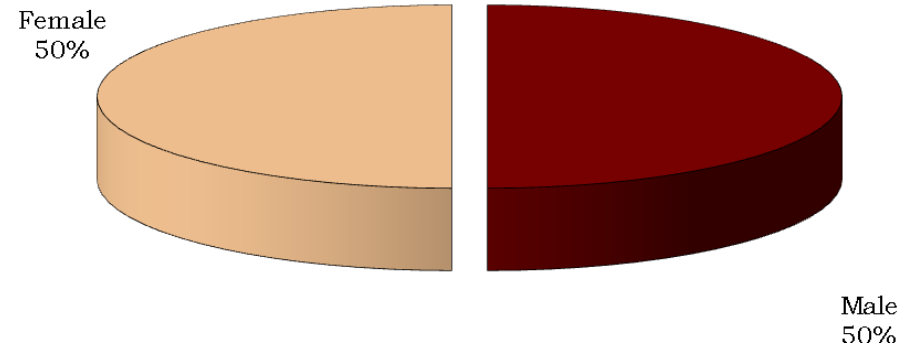
## Age Distribution of Approved Applicants 2002-2017



**2017  
- Participation by Sports**

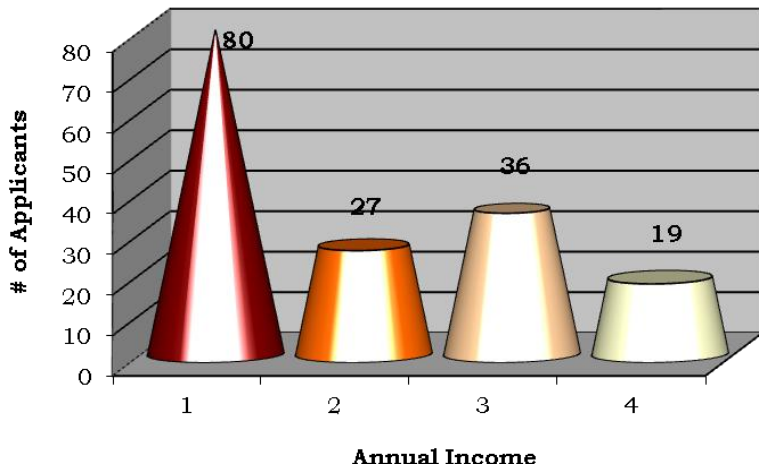


**Gender Distribution of Approved Applicants 2017**



**Total House Hold Income of Approved Applicants 2017**

The Average Yearly Income of those we helped is \$20,034.12



**Age Distribution of Approved Applicants 2017**

